



# Round 4 Maitland - NSW 6 & 7 May 2023

Supported by



## THOR

### THOR MX1 Moto 3

Date: 07/05/23  
Event: R11  
Weather: Sunny - Temp: 14.6C  
Track: Good

Started at: 15:21:01  
Laps: 25 Min + 1 Lap  
Starters: 31  
Posted at: 15:54

## PROVISIONAL CLASSIFICATION


Pos	No	Name	Machine	Laps	Race Time	Behind Leader	Behind Prev	Fastest Lap	On Lap
1	111	Dean FERRIS (QLD) / Brisbane M-cycles Yamaha / Pure Possibility Athletes	Yamaha YZF 450	15	28:32.074			1:53.738	10
2	4	Luke CLOUT (NSW) / CDR Yamaha Monster Energy	Yamaha YZF 450	15	28:44.582	12.508	12.508	1:54.989	13
3	1	Aaron TANTI (QLD) / CDR Yamaha Monster Energy	Yamaha YZF 450	15	28:49.560	17.486	4.978	1:53.653	11
4	14	Jed BEATON (VIC) / Boost Mobile Honda Racing	Honda CRF 450	15	28:57.145	25.071	7.585	1:54.712	5
5	47	Todd WATERS (QLD) / Raceline / Husqvarna / Berry Sweet Race Team Australia	Husqvarna FC 450	15	29:03.184	31.110	6.039	1:55.054	11
6	5	Kirk GIBBS (QLD) / KTM Racing Team	KTM SXF 450	15	29:18.495	46.421	15.311	1:55.538	8
7	153	Hamish HARWOOD (VIC) / CML KTM / Davy Motorsports	KTM SXF 450	15	29:24.938	52.864	6.443	1:56.663	2
8	24	Brett METCALFE (SA) / Penrite / GO24 / 3D Siteworx / Whitehaul Racing Team	KTM SXF 450	15	29:34.260	1:02.186	9.322	1:57.107	8
9	23	Levi ROGERS (QLD) / Caloundra M-cycle Centre / BSMX / ATR Suspension / Thor Mx Aus / Spy	Yamaha YZF 450	15	29:49.389	1:17.315	15.129	1:58.449	6
10	440	Jai WALKER (QLD) / KTM Aust. / JPM M-sports / Guillotine Boxing Club / Orthotic Solutions / AMX	KTM SXF 450	15	30:00.435	1:28.361	11.046	1:57.305	12
11	8	Zachary WATSON (QLD) / Moto 1 M-c / Honda M-c Aust. / Fly Racing Aust. / Guts Seats / Dunlop	Honda CRF 450	15	30:08.163	1:36.089	7.728	1:59.803	11
12	62	Dylan WOOD (NSW) / Honda Ride Red / Chris Woods Perform. / Gromor / Pirelli Link Internl / Fly Racing	Honda CRF 450	15	30:08.757	1:36.683	.594	1:59.188	15
13	162	Luke ZIELINSKI (QLD) / Roo Systems Racing / Northstar Yamaha / Pumpit Personal Training / 6D Helmets	Yamaha YZF 450	15	30:10.353	1:38.279	1.596	1:59.357	15
14	72	Regan DUFFY (VIC) / GasGas Aust. / Berrysweet Strawberry Farms / Wearelust / Oakley / Cti	GasGas MC 450	15	30:21.438	1:49.364	11.085	1:59.268	14
15	81	Joel EVANS (QLD) / MX Store / Brisbane M-c / Bluefin LED / UNIT / Maxxis / Motorex / LR110 / Airoh	Honda CRF 450	15	30:23.512	1:51.438	2.074	1:59.953	11
16	29	Jye DICKSON (NSW) / KTM Newcastle / WP Newcastle / Chris Woods Perform. / TroyLee Designs	GasGas MC 450	15	30:26.891	1:54.817	3.379	2:00.739	13
17	38	Bryce OGNENIS (VIC) / Worxx Carpentry / SPMX / Xtreme MX / SWS	KTM SXF 450	15	30:29.261	1:57.187	2.370	2:00.569	13
18	17	Cory WATTS (VIC) / Scrivens Honda / Callum Morrison Constructions / RRS / JMM / PBI Sprockets	Honda CRF 450	14	28:38.858	1 Lap		2:01.962	3
19	84	Siegah WARD (SA) / Ride Red Privateer Program / Seamaydence / AEC / Performance Moto	Honda CRF 450	14	28:42.119	1 Lap	3.261	2:02.281	6
20	202	Connor ROSSANDICH (NSW) / New Image Landscapes / Fist / Fox / Ryno Power / Readman Civil	KTM SXF 450	14	29:10.509	1 Lap	28.390	2:03.028	14
21	49	Cody O'LOAN (QLD) / Moto1 M-cycles / Fox Racing / Motorex / Dunlop / Bell Helmets / Alpinestars	KTM SXF 450	14	29:13.325	1 Lap	2.816	2:03.122	14
22	168	Zhane DUNLOP (QLD) / Brisbane M-cycles / Beachside Air / Wet Trade Industries / GRF Label / Costanzo	Yamaha YZF 450	14	29:26.896	1 Lap	13.571	2:02.927	14

*Scott Laing*  
Chief Timekeeper - Scott Laing

*Mark Hancock*  
Race Director - Mark Hancock



[www.computime.com.au](http://www.computime.com.au)  
COMPUTIME RACE TIMING SYSTEMS PTY LTD





**Round 4**  
**Maitland - NSW**  
**6 & 7 May 2023**

Supported by



**THOR**

**THOR MX1**  
**Moto 3**

Date: 07/05/23  
 Event: R11  
 Weather: Sunny - Temp: 14.6C  
 Track: Good

Started at: 15:21:01  
 Laps: 25 Min + 1 Lap  
 Starters: 31  
 Posted at: 15:54

**PROVISIONAL CLASSIFICATION**

Pos	No	Name	Machine	Laps	Race Time	Behind Leader	Behind Prev	Fastest Lap	On Lap
23	40	Kye ORCHARD (QLD) / Brisbane M-c / J&M Orchard Carpentry / Fly / McLeods / Link / MXRP / Bribie Sand	Kawasaki KX 450	14	29:28.126	1 Lap	1.230	2:02.006	14
24	237	Joshua WHITEHEAD (NSW) / KTM Newcastle / WP Newcastle / Foxhead Aust. / Craig Anderson Racing	KTM SXF 450	14	29:31.974	1 Lap	3.848	2:05.040	4
25	32	Joel CIGLIANO (NSW) / Mick Muldoon M-cycles / Pro-Moto Suspension / Rekluse / Bolt Racewear	Kawasaki KX 450	14	29:59.164	1 Lap	27.190	2:06.622	10
26	56	Riley STEPHENS (NSW) / Honda Genuine Ride Red	Honda CRF 450	14	30:01.523	1 Lap	2.359	2:08.480	4
27	9	Nathan BROCHTRUP (NSW) / DK Heavy Plant / JMG / Bolt Everywhere / Pro Moto / Incite / Peelys Excav.	Suzuki RMZ 450	14	30:17.186	1 Lap	15.663	2:06.321	10
28	59	Aaron PARKER (NSW) / Cessnock Carpet Court / Chris Watson M-c / ANA Industries / Incite Graphics	Yamaha YZF 450	13	28:33.334	2 Laps		2:08.663	9
29	331	Jackson MITCHELL (NSW) / Maitland M-c / East Cessnock Bowling Club / Heddon Greta Hotel / Nail It Constr.	GasGas MC 450	13	28:47.993	2 Laps	14.659	2:07.214	6
30	33	Bryson CHERRETT (NSW) / Pro Moto Susp. / Hunter Valley M-sports / Incite graphics / Singleton Radiator	KTM SXF 450	13	30:03.023	2 Laps	1:15.030	2:14.924	3
DNF	98	Blake WALDON (NSW) / Two Wheel Obsession / MSC Products / McLeod Accessories	Yamaha YZF 450	3	7:03.614	11 Laps		2:18.695	3

Fastest Lap was 1:53.653 by Aaron TANTI (QLD)

The results are provisional until the end of the time limit for protests and appeals.

  
 Chief Timekeeper - Scott Laing

  
 Race Director - Mark Hancock



[www.computime.com.au](http://www.computime.com.au)  
**COMPUTIME RACE TIMING SYSTEMS PTY LTD**





# Round 4 Maitland - NSW 6 & 7 May 2023

Supported by



## THOR

### THOR MX1 Moto 3

Date: 07/05/23  
Event: R11  
Weather: Sunny - Temp: 14.6C  
Track: Good

Started at: 15:21:01  
Laps: 25 Min + 1 Lap  
Starters: 31  
Posted at: 15:54

### PROVISIONAL LAP TIMES


No	Name	Lap 1	Lap 2	Lap 3	Lap 4	Lap 5	Lap 6	Lap 7	Lap 8	Lap 9	Lap 10
1	Aaron TANTI (QLD)	1:39.430	1:56.952	1:55.144	1:54.948	1:54.876	1:54.846	1:55.234	1:54.632	1:55.114	1:54.043
10		<b>1:53.653</b>	2:07.058	1:57.164	1:57.157	1:59.309					
4	Luke CLOUT (NSW)	1:37.744	1:56.740	1:57.678	1:56.669	1:55.036	1:56.203	1:55.263	1:55.306	1:56.058	1:56.413
10		1:55.945	1:57.551	<b>1:54.989</b>	1:55.612	1:57.375					
5	Kirk GIBBS (QLD)	1:42.107	1:58.844	1:58.367	1:57.766	1:56.625	1:55.965	1:55.805	<b>1:55.538</b>	1:55.798	1:55.868
10		1:56.054	2:13.563	1:59.175	1:59.818	1:57.202					
8	Zachary WATSON (QLD)	1:53.403	2:05.991	2:01.813	2:02.638	2:01.055	2:00.703	2:00.944	2:00.062	2:00.212	1:59.849
10		<b>1:59.803</b>	1:59.935	2:00.463	2:00.040	2:01.252					
9	Nathan BROCHTRUP (NSW)	2:00.023	2:15.962	2:16.496	2:11.171	2:09.903	2:11.790	2:14.833	2:09.150	2:09.755	<b>2:06.321</b>
10		2:07.955	2:08.411	2:07.034	2:08.382						
14	Jed BEATON (VIC)	1:44.144	1:59.045	1:57.073	1:55.608	<b>1:54.712</b>	1:55.186	1:56.167	1:56.505	1:57.233	1:56.697
10		1:55.901	1:55.977	1:58.094	1:56.537	1:58.266					
17	Cory WATTS (VIC)	1:52.423	2:04.999	<b>2:01.962</b>	2:03.303	2:03.186	2:03.192	2:03.305	2:04.125	2:05.240	2:03.191
10		2:04.344	2:03.869	2:02.886	2:02.833						
23	Levi ROGERS (QLD)	1:49.029	2:01.531	2:00.446	1:58.914	2:00.590	<b>1:58.449</b>	1:59.783	1:58.947	1:59.354	1:58.723
10		2:01.107	2:00.175	1:59.076	1:59.735	2:03.530					
24	Brett METCALFE (SA)	1:46.542	1:59.894	1:59.510	2:00.898	1:59.718	1:57.792	1:58.198	<b>1:57.107</b>	1:58.100	1:59.908
10		1:59.600	1:58.176	2:00.644	1:59.354	1:58.819					
29	Jye DICKSON (NSW)	2:01.375	2:02.974	2:02.894	2:01.558	2:01.850	2:01.698	2:03.575	2:00.742	2:01.302	2:01.785
10		2:01.274	2:01.087	<b>2:00.739</b>	2:01.031	2:03.007					
32	Joel CIGLIANO (NSW)	1:59.575	2:10.823	2:09.848	2:08.320	2:09.995	2:08.636	2:11.364	2:11.824	2:10.841	<b>2:06.622</b>
10		2:07.144	2:07.241	2:09.384	2:07.547						
33	Bryson CHERRETT (NSW)	1:58.364	2:16.737	<b>2:14.924</b>	2:16.388	2:20.541	2:22.981	2:22.108	2:19.180	2:20.858	2:38.433
10		2:19.136	2:17.872	2:15.501							
38	Bryce OGNENIS (VIC)	1:51.823	2:05.924	2:03.897	2:04.372	2:02.472	2:02.327	2:01.912	2:01.397	2:01.927	2:03.822
10		2:03.106	2:01.879	<b>2:00.569</b>	2:02.188	2:01.646					
40	Kye ORCHARD (QLD)	2:03.058	2:12.631	2:08.732	2:06.427	2:06.443	2:05.431	2:08.424	2:06.874	2:09.785	2:06.391
10		2:03.143	2:03.243	2:05.538	<b>2:02.006</b>						
47	Todd WATERS (QLD)	1:41.027	1:56.710	1:56.863	1:56.541	1:56.734	1:56.068	1:57.027	1:57.186	1:58.304	1:57.900
10		<b>1:55.054</b>	1:58.398	1:57.424	1:57.271	2:00.677					
49	Cody O'LOAN (QLD)	1:56.158	2:10.868	2:08.115	2:06.490	2:04.679	2:04.217	2:05.269	2:05.250	2:05.250	2:06.243
10		2:06.903	2:05.594	2:05.167	<b>2:03.122</b>						
56	Riley STEPHENS (NSW)	1:54.513	2:08.530	2:08.831	<b>2:08.480</b>	2:09.855	2:09.116	2:11.358	2:12.066	2:13.256	2:08.720
10		2:09.523	2:09.390	2:09.337	2:08.548						
59	Aaron PARKER (NSW)	2:00.849	2:16.783	2:10.419	2:11.092	2:11.141	2:11.148	2:12.913	2:10.379	<b>2:08.663</b>	2:08.883
10		2:26.472	2:10.140	2:14.452							

*Scott Laing*  
Chief Timekeeper - Scott Laing

*Mark Hancock*  
Race Director - Mark Hancock



[www.computime.com.au](http://www.computime.com.au)  
COMPUTIME RACE TIMING SYSTEMS PTY LTD





# Round 4 Maitland - NSW 6 & 7 May 2023

Supported by



## THOR

### THOR MX1 Moto 3

Date: 07/05/23  
Event: R11  
Weather: Sunny - Temp: 14.6C  
Track: Good

Started at: 15:21:01  
Laps: 25 Min + 1 Lap  
Starters: 31  
Posted at: 15:54

### PROVISIONAL LAP TIMES

No	Name	Lap 1	Lap 2	Lap 3	Lap 4	Lap 5	Lap 6	Lap 7	Lap 8	Lap 9	Lap 10
62	Dylan WOOD (NSW)	1:49.408	2:03.938	2:02.517	2:01.576	2:01.821	2:01.818	2:01.362	2:01.348	2:00.325	2:00.717
10		2:01.965	2:01.229	2:01.033	2:00.512	<b>1:59.188</b>					
72	Regan DUFFY (VIC)	1:56.441	2:01.615	2:01.967	2:04.122	2:02.925	2:04.266	2:02.748	2:03.702	2:00.782	2:00.198
10		1:59.853	1:59.843	2:00.607	<b>1:59.268</b>	2:03.101					
81	Joel EVANS (QLD)	1:47.236	2:03.555	2:05.792	2:04.711	2:01.599	2:02.950	2:02.860	2:01.404	2:02.735	2:01.731
10		<b>1:59.953</b>	2:03.416	2:00.788	2:02.798	2:01.984					
84	Siegah WARD (SA)	1:50.380	2:05.795	2:04.625	2:06.012	2:03.217	<b>2:02.281</b>	2:04.881	2:02.411	2:03.820	2:02.681
10		2:04.124	2:03.343	2:04.429	2:04.120						
98	Blake WALDON (NSW)	2:20.750	2:24.169	<b>2:18.695</b>							
111	Dean FERRIS (QLD)	1:38.800	1:56.919	1:55.467	1:54.502	1:54.957	1:54.288	1:54.570	1:54.855	1:55.591	<b>1:53.738</b>
10		1:54.058	1:54.270	1:55.793	1:56.895	1:57.371					
153	Hamish HARWOOD (VIC)	1:43.281	<b>1:56.663</b>	1:58.108	1:59.173	1:59.407	1:58.760	1:59.848	1:58.212	1:57.854	1:58.626
10		1:59.145	1:58.694	1:58.211	1:58.551	2:00.405					
162	Luke ZIELINSKI (QLD)	1:51.166	2:03.879	2:02.548	2:04.121	2:01.866	2:03.221	2:00.719	2:00.895	2:00.777	2:00.143
10		2:01.208	1:59.799	2:00.652	2:00.002	<b>1:59.357</b>					
168	Zhane DUNLOP (QLD)	2:00.223	2:10.031	2:11.834	2:07.220	2:05.549	2:05.153	2:07.345	2:06.000	2:08.151	2:09.452
10		2:04.490	2:04.514	2:04.007	<b>2:02.927</b>						
202	Connor ROSSANDICH (NSW)	1:53.898	2:08.513	2:10.266	2:06.034	2:04.648	2:04.737	2:04.177	2:04.334	2:05.000	2:06.305
10		2:09.491	2:05.482	2:04.596	<b>2:03.028</b>						
237	Joshua WHITEHEAD (NSW)	1:55.695	2:08.494	2:06.666	<b>2:05.040</b>	2:05.511	2:06.066	2:05.887	2:05.522	2:09.048	2:14.313
10		2:11.478	2:05.846	2:05.446	2:06.962						
331	Jackson MITCHELL (NSW)	2:00.715	2:26.082	2:09.791	2:09.286	2:08.569	<b>2:07.214</b>	2:16.952	2:11.206	2:13.586	2:10.922
10		2:09.584	2:23.379	2:20.707							
440	Jai WALKER (QLD)	1:47.872	2:01.064	2:00.482	2:09.345	2:00.939	1:59.905	2:00.011	1:59.052	1:59.762	1:59.442
10		2:00.825	<b>1:57.305</b>	1:58.189	1:58.147	2:08.095					

The results are provisional until the end of the time limit for protests and appeals.

  
Chief Timekeeper - Scott Laing

  
Race Director - Mark Hancock



[www.computime.com.au](http://www.computime.com.au)  
COMPUTIME RACE TIMING SYSTEMS PTY LTD





# Round 4 Maitland - NSW 6 & 7 May 2023

Supported by



# THOR

## THOR MX1 Moto 3

Date: 07/05/23  
Event: R11  
Weather: Sunny - Temp: 14.6C  
Track: Good

Started at: 15:21:01  
Laps: 25 Min + 1 Lap  
Starters: 31  
Posted at: 15:54

### PROVISIONAL SPLIT TIMES

Lap	Split 1	Split 2	Split 3	Lap Time	Lap	Split 1	Split 2	Split 3	Lap Time
<b>1 Aaron TANTI (QLD) (3rd)</b>					11	41.783	33.131	41.140	1:56.054
1	23.945	34.231	41.254	1:39.430	12	41.555	49.710	42.298	2:13.563
2	41.979	33.628	41.345	1:56.952	13	43.065	33.120	42.990	1:59.175
3	41.741	33.332	<b>40.071</b>	1:55.144	14	43.749	34.685	41.384	1:59.818
4	41.025	33.430	40.493	1:54.948	15	42.120	33.252	41.830	1:57.202
5	41.041	33.520	40.315	1:54.876	<b>8 Zachary WATSON (QLD) (11th)</b>				
6	41.338	33.314	40.194	1:54.846	1	30.032	37.030	46.341	1:53.403
7	<b>40.851</b>	33.266	41.117	1:55.234	2	45.239	35.148	45.604	2:05.991
8	40.992	33.393	40.247	1:54.632	3	43.556	34.093	44.164	2:01.813
9	41.412	33.074	40.628	1:55.114	4	43.364	34.898	44.376	2:02.638
10	40.926	32.962	40.155	1:54.043	5	43.423	34.512	43.120	2:01.055
11	41.040	<b>32.446</b>	40.167	<b>1:53.653</b>	6	43.166	34.832	<b>42.705</b>	2:00.703
12	40.975	43.869	42.214	2:07.058	7	43.302	33.833	43.809	2:00.944
13	42.220	33.802	41.142	1:57.164	8	42.236	34.132	43.694	2:00.062
14	41.294	33.983	41.880	1:57.157	9	42.331	33.907	43.974	2:00.212
15	42.003	33.797	43.509	1:59.309	10	42.034	33.749	44.066	1:59.849
<b>4 Luke CLOUT (NSW) (2nd)</b>					11	42.110	<b>33.715</b>	43.978	<b>1:59.803</b>
1	22.621	34.143	40.980	1:37.744	12	<b>41.840</b>	33.974	44.121	1:59.935
2	41.741	34.160	40.839	1:56.740	13	43.093	33.793	43.577	2:00.463
3	41.793	33.593	42.292	1:57.678	14	42.383	34.167	43.490	2:00.040
4	41.569	32.833	42.267	1:56.669	15	42.508	34.151	44.593	2:01.252
5	41.218	32.607	41.211	1:55.036	<b>9 Nathan BROCHTRUP (NSW) (27th)</b>				
6	41.603	<b>32.525</b>	42.075	1:56.203	1	31.327	39.694	49.002	2:00.023
7	41.135	33.559	<b>40.569</b>	1:55.263	2	49.323	38.437	48.202	2:15.962
8	41.035	32.526	41.745	1:55.306	3	51.265	38.318	46.913	2:16.496
9	41.098	33.542	41.418	1:56.058	4	47.113	37.829	46.229	2:11.171
10	41.742	33.886	40.785	1:56.413	5	46.792	36.615	46.496	2:09.903
11	41.347	33.613	40.985	1:55.945	6	47.948	37.390	46.452	2:11.790
12	41.864	34.185	41.502	1:57.551	7	48.871	37.961	48.001	2:14.833
13	<b>40.703</b>	33.302	40.984	<b>1:54.989</b>	8	46.637	37.037	45.476	2:09.150
14	40.976	33.515	41.121	1:55.612	9	47.406	<b>35.667</b>	46.682	2:09.755
15	41.348	34.169	41.858	1:57.375	10	<b>44.543</b>	35.952	45.826	<b>2:06.321</b>
<b>5 Kirk GIBBS (QLD) (6th)</b>					11	46.223	36.446	45.286	2:07.955
1	25.525	34.710	41.872	1:42.107	12	46.146	37.275	<b>44.990</b>	2:08.411
2	42.671	33.546	42.627	1:58.844	13	44.964	36.562	45.508	2:07.034
3	42.308	33.287	42.772	1:58.367	14	46.565	36.323	45.494	2:08.382
4	42.603	33.684	41.479	1:57.766	<b>14 Jed BEATON (VIC) (4th)</b>				
5	41.860	33.010	41.755	1:56.625	1	26.711	34.486	42.947	1:44.144
6	42.075	32.643	41.247	1:55.965	2	42.733	33.071	43.241	1:59.045
7	41.614	32.689	41.502	1:55.805	3	41.766	33.655	41.652	1:57.073
8	<b>41.532</b>	32.769	41.237	<b>1:55.538</b>	4	42.447	32.399	<b>40.762</b>	1:55.608
9	41.617	<b>32.088</b>	42.093	1:55.798	5	<b>40.744</b>	32.247	41.721	<b>1:54.712</b>
10	41.685	33.289	<b>40.894</b>	1:55.868					

*Scott Laing*  
Chief Timekeeper - Scott Laing

*Mark Hancock*  
Race Director - Mark Hancock





# Round 4 Maitland - NSW 6 & 7 May 2023

Supported by



## THOR

### THOR MX1 Moto 3

Date: 07/05/23  
Event: R11  
Weather: Sunny - Temp: 14.6C  
Track: Good

Started at: 15:21:01  
Laps: 25 Min + 1 Lap  
Starters: 31  
Posted at: 15:54

### PROVISIONAL SPLIT TIMES

Lap	Split 1	Split 2	Split 3	Lap Time	Lap	Split 1	Split 2	Split 3	Lap Time
6	40.833	32.480	41.873	1:55.186	1	26.945	35.261	44.336	1:46.542
7	41.234	32.579	42.354	1:56.167	2	43.068	33.809	43.017	1:59.894
8	41.436	33.674	41.395	1:56.505	3	42.664	33.576	43.270	1:59.510
9	42.629	<b>32.233</b>	42.371	1:57.233	4	43.129	33.559	44.210	2:00.898
10	41.578	32.889	42.230	1:56.697	5	42.759	33.548	43.411	1:59.718
11	41.282	33.523	41.096	1:55.901	6	42.297	33.185	42.310	1:57.792
12	41.397	32.295	42.285	1:55.977	7	42.022	33.384	42.792	1:58.198
13	42.020	33.477	42.597	1:58.094	8	41.749	33.353	<b>42.005</b>	<b>1:57.107</b>
14	41.042	33.777	41.718	1:56.537	9	42.267	<b>33.094</b>	42.739	1:58.100
15	41.386	34.433	42.447	1:58.266	10	41.815	33.699	44.394	1:59.908
					11	42.062	34.462	43.076	1:59.600
					12	<b>41.438</b>	34.056	42.682	1:58.176
					13	43.870	33.569	43.205	2:00.644
					14	41.679	35.218	42.457	1:59.354
					15	41.988	33.775	43.056	1:58.819
<b>17 Cory WATTS (VIC) (18th)</b>					<b>29 Jye DICKSON (NSW) (16th)</b>				
1	28.892	38.540	44.991	1:52.423	1	27.847	46.561	46.967	2:01.375
2	44.739	36.451	43.809	2:04.999	2	45.332	35.267	42.375	2:02.974
3	42.991	<b>35.708</b>	43.263	<b>2:01.962</b>	3	43.704	36.166	43.024	2:02.894
4	43.891	36.309	43.103	2:03.303	4	43.437	35.417	42.704	2:01.558
5	43.113	36.862	43.211	2:03.186	5	43.758	35.273	42.819	2:01.850
6	43.893	36.551	42.748	2:03.192	6	43.922	34.809	42.967	2:01.698
7	43.805	36.412	43.088	2:03.305	7	45.312	35.187	43.076	2:03.575
8	44.634	36.284	43.207	2:04.125	8	43.541	34.944	<b>42.257</b>	2:00.742
9	45.437	36.933	42.870	2:05.240	9	43.830	34.726	42.746	2:01.302
10	43.629	36.990	<b>42.572</b>	2:03.191	10	44.497	34.533	42.755	2:01.785
11	44.293	36.490	43.561	2:04.344	11	43.758	33.911	43.605	2:01.274
12	43.593	36.685	43.591	2:03.869	12	43.199	33.981	43.907	2:01.087
13	42.744	37.201	42.941	2:02.886	13	<b>42.927</b>	34.157	43.655	<b>2:00.739</b>
14	<b>42.276</b>	36.945	43.612	2:02.833	14	43.995	<b>33.792</b>	43.244	2:01.031
					15	43.570	34.599	44.838	2:03.007
<b>23 Levi ROGERS (QLD) (9th)</b>					<b>32 Joel CIGLIANO (NSW) (25th)</b>				
1	27.862	35.401	45.766	1:49.029	1	32.137	39.873	47.565	1:59.575
2	43.429	35.796	42.306	2:01.531	2	46.855	37.809	46.159	2:10.823
3	42.654	35.427	42.365	2:00.446	3	47.255	36.557	46.036	2:09.848
4	42.579	<b>34.362</b>	41.973	1:58.914	4	46.227	35.759	46.334	2:08.320
5	43.217	34.707	42.666	2:00.590	5	45.638	36.653	47.704	2:09.995
6	42.734	34.642	<b>41.073</b>	<b>1:58.449</b>	6	46.035	36.216	46.385	2:08.636
7	42.238	35.343	42.202	1:59.783	7	48.597	36.117	46.650	2:11.364
8	42.407	35.005	41.535	1:58.947	8	46.225	37.868	47.731	2:11.824
9	42.296	34.958	42.100	1:59.354	9	47.399	37.228	46.214	2:10.841
10	<b>42.030</b>	34.486	42.207	1:58.723	10	45.147	35.559	45.916	<b>2:06.622</b>
11	43.293	35.695	42.119	2:01.107	11	45.409	35.662	46.073	2:07.144
12	42.615	35.118	42.442	2:00.175					
13	42.365	34.490	42.221	1:59.076					
14	42.540	35.154	42.041	1:59.735					
15	42.920	35.257	45.353	2:03.530					
<b>24 Brett METCALFE (SA) (8th)</b>									

*Scott Laing*  
Chief Timekeeper - Scott Laing

*Mark Hancock*  
Race Director - Mark Hancock





# Round 4 Maitland - NSW 6 & 7 May 2023

Supported by



## THOR

### THOR MX1 Moto 3

Date: 07/05/23  
Event: R11  
Weather: Sunny - Temp: 14.6C  
Track: Good


Started at: 15:21:01  
Laps: 25 Min + 1 Lap  
Starters: 31  
Posted at: 15:54

### PROVISIONAL SPLIT TIMES

Lap	Split 1	Split 2	Split 3	Lap Time	Lap	Split 1	Split 2	Split 3	Lap Time
12	<b>44.696</b>	35.912	46.633	2:07.241	9	46.892	36.222	46.671	2:09.785
13	45.283	36.875	47.226	2:09.384	10	43.938	38.149	44.304	2:06.391
14	47.819	<b>35.049</b>	<b>44.679</b>	2:07.547	11	<b>43.572</b>	36.217	43.354	2:03.143
<b>33 Bryson CHERRETT (NSW) (30th)</b>					12	43.880	<b>35.405</b>	43.958	2:03.243
1	29.677	40.682	48.005	1:58.364	13	45.497	35.518	44.523	2:05.538
2	50.749	39.309	<b>46.679</b>	2:16.737	14	43.781	35.420	<b>42.805</b>	<b>2:02.006</b>
3	47.998	39.661	47.265	<b>2:14.924</b>	<b>47 Todd WATERS (QLD) (5th)</b>				
4	48.809	<b>39.010</b>	48.569	2:16.388	1	25.122	33.584	42.321	1:41.027
5	50.261	39.759	50.521	2:20.541	2	41.158	33.399	42.153	1:56.710
6	50.581	42.314	50.086	2:22.981	3	41.080	33.581	42.202	1:56.863
7	48.512	40.876	52.720	2:22.108	4	41.303	33.402	41.836	1:56.541
8	48.961	40.730	49.489	2:19.180	5	40.856	33.451	42.427	1:56.734
9	50.475	42.601	47.782	2:20.858	6	40.756	33.334	41.978	1:56.068
10	1:03.693	44.554	50.186	2:38.433	7	40.480	33.516	43.031	1:57.027
11	51.358	39.668	48.110	2:19.136	8	<b>40.258</b>	33.496	43.432	1:57.186
12	48.449	40.251	49.172	2:17.872	9	42.223	33.662	42.419	1:58.304
13	<b>46.873</b>	39.799	48.829	2:15.501	10	41.398	33.265	43.237	1:57.900
<b>38 Bryce OGNENIS (VIC) (17th)</b>					11	40.575	<b>32.728</b>	<b>41.751</b>	<b>1:55.054</b>
1	28.428	36.597	46.798	1:51.823	12	41.735	33.126	43.537	1:58.398
2	45.377	36.199	44.348	2:05.924	13	40.399	33.380	43.645	1:57.424
3	44.904	34.474	44.519	2:03.897	14	41.067	33.621	42.583	1:57.271
4	44.669	35.171	44.532	2:04.372	15	41.907	34.497	44.273	2:00.677
5	43.791	34.837	43.844	2:02.472	<b>49 Cody O'LOAN (QLD) (21th)</b>				
6	43.715	34.827	43.785	2:02.327	1	31.465	37.458	47.235	1:56.158
7	43.290	34.835	43.787	2:01.912	2	48.352	36.194	46.322	2:10.868
8	43.221	<b>34.250</b>	43.926	2:01.397	3	46.226	35.938	45.951	2:08.115
9	43.773	34.598	43.556	2:01.927	4	45.721	35.147	45.622	2:06.490
10	44.021	34.371	45.430	2:03.822	5	44.647	35.312	44.720	2:04.679
11	44.435	34.660	44.011	2:03.106	6	44.396	34.994	44.827	2:04.217
12	43.417	34.499	43.963	2:01.879	7	44.894	35.315	45.060	2:05.269
13	<b>43.011</b>	34.353	<b>43.205</b>	<b>2:00.569</b>	8	44.573	35.403	45.274	2:05.250
14	43.560	34.515	44.113	2:02.188	9	44.899	35.748	44.603	2:05.250
15	43.598	34.345	43.703	2:01.646	10	44.561	35.270	46.412	2:06.243
<b>40 Kye ORCHARD (QLD) (23th)</b>					11	44.637	37.275	44.991	2:06.903
1	33.301	39.924	49.833	2:03.058	12	44.007	35.881	45.706	2:05.594
2	49.521	36.760	46.350	2:12.631	13	45.868	35.102	<b>44.197</b>	2:05.167
3	47.195	35.942	45.595	2:08.732	14	<b>42.942</b>	<b>34.875</b>	45.305	<b>2:03.122</b>
4	44.435	35.840	46.152	2:06.427	<b>56 Riley STEPHENS (NSW) (26th)</b>				
5	44.350	36.918	45.175	2:06.443	1	30.166	38.524	45.823	1:54.513
6	44.117	35.959	45.355	2:05.431	2	46.404	36.810	45.316	2:08.530
7	44.774	37.287	46.363	2:08.424	3	47.655	36.971	<b>44.205</b>	2:08.831
8	45.505	36.394	44.975	2:06.874	4	46.083	36.835	45.562	<b>2:08.480</b>

*Scott Laing*  
Chief Timekeeper - Scott Laing

*Mark Hancock*  
Race Director - Mark Hancock





# Round 4 Maitland - NSW 6 & 7 May 2023

Supported by



## THOR

### THOR MX1 Moto 3

Date: 07/05/23  
Event: R11  
Weather: Sunny - Temp: 14.6C  
Track: Good

Started at: 15:21:01  
Laps: 25 Min + 1 Lap  
Starters: 31  
Posted at: 15:54

### PROVISIONAL SPLIT TIMES

Lap	Split 1	Split 2	Split 3	Lap Time	Lap	Split 1	Split 2	Split 3	Lap Time
5	47.161	<b>36.200</b>	46.494	2:09.855	2	43.397	34.854	43.364	2:01.615
6	<b>45.904</b>	36.284	46.928	2:09.116	3	43.370	34.524	44.073	2:01.967
7	47.004	36.864	47.490	2:11.358	4	45.169	34.072	44.881	2:04.122
8	47.289	37.701	47.076	2:12.066	5	44.465	35.591	42.869	2:02.925
9	47.856	38.649	46.751	2:13.256	6	43.199	38.254	42.813	2:04.266
10	45.986	37.117	45.617	2:08.720	7	45.423	33.999	43.326	2:02.748
11	45.998	38.479	45.046	2:09.523	8	44.549	34.685	44.468	2:03.702
12	46.069	37.638	45.683	2:09.390	9	43.614	<b>33.366</b>	43.802	2:00.782
13	46.800	37.196	45.341	2:09.337	10	43.296	33.703	43.199	2:00.198
14	46.520	36.737	45.291	2:08.548	11	43.423	33.809	<b>42.621</b>	1:59.853
					12	43.047	33.661	43.135	1:59.843
					13	42.867	34.801	42.939	2:00.607
<b>59 Aaron PARKER (NSW) (28th)</b>					14	<b>42.832</b>	33.760	42.676	<b>1:59.268</b>
1	33.366	40.171	47.312	2:00.849	15	43.072	34.799	45.230	2:03.101
2	50.177	38.900	47.706	2:16.783					
3	47.820	36.938	<b>45.661</b>	2:10.419	<b>81 Joel EVANS (QLD) (15th)</b>				
4	46.780	37.046	47.266	2:11.092	1	27.117	35.946	44.173	1:47.236
5	46.840	36.865	47.436	2:11.141	2	43.821	35.138	44.596	2:03.555
6	47.121	36.636	47.391	2:11.148	3	44.462	35.428	45.902	2:05.792
7	47.658	38.105	47.150	2:12.913	4	44.882	36.306	43.523	2:04.711
8	47.482	37.030	45.867	2:10.379	5	43.937	34.704	<b>42.958</b>	2:01.599
9	46.010	36.639	46.014	<b>2:08.663</b>	6	44.086	34.778	44.086	2:02.950
10	<b>45.596</b>	36.995	46.292	2:08.883	7	43.358	35.516	43.986	2:02.860
11	1:02.853	36.020	47.599	2:26.472	8	42.731	35.269	43.404	2:01.404
12	47.520	<b>35.891</b>	46.729	2:10.140	9	43.433	34.827	44.475	2:02.735
13	47.514	37.603	49.335	2:14.452	10	43.760	34.096	43.875	2:01.731
					11	<b>42.285</b>	<b>34.048</b>	43.620	<b>1:59.953</b>
<b>62 Dylan WOOD (NSW) (12th)</b>					12	43.599	35.361	44.456	2:03.416
1	27.250	35.530	46.628	1:49.408	13	42.693	34.510	43.585	2:00.788
2	44.100	35.496	44.342	2:03.938	14	44.588	34.500	43.710	2:02.798
3	43.973	34.727	43.817	2:02.517	15	43.210	34.769	44.005	2:01.984
4	43.298	34.694	43.584	2:01.576					
5	43.513	34.769	43.539	2:01.821	<b>84 Siegah WARD (SA) (19th)</b>				
6	43.506	34.965	43.347	2:01.818	1	29.189	37.324	43.867	1:50.380
7	43.445	34.680	43.237	2:01.362	2	44.334	36.039	45.422	2:05.795
8	43.770	34.819	42.759	2:01.348	3	44.106	36.683	43.836	2:04.625
9	43.000	34.265	43.060	2:00.325	4	44.297	36.793	44.922	2:06.012
10	43.144	34.373	43.200	2:00.717	5	43.952	36.300	42.965	2:03.217
11	43.526	35.252	43.187	2:01.965	6	43.675	35.838	42.768	<b>2:02.281</b>
12	42.685	34.741	43.803	2:01.229	7	44.832	36.669	43.380	2:04.881
13	43.422	35.018	42.593	2:01.033	8	44.155	35.557	42.699	2:02.411
14	<b>42.544</b>	34.421	43.547	2:00.512	9	44.160	<b>34.738</b>	44.922	2:03.820
15	42.969	<b>33.931</b>	<b>42.288</b>	<b>1:59.188</b>	10	43.715	36.300	<b>42.666</b>	2:02.681
					11	44.374	36.707	43.043	2:04.124
<b>72 Regan DUFFY (VIC) (14th)</b>					12	<b>43.639</b>	34.865	44.839	2:03.343
1	33.729	38.445	44.267	1:56.441					

*Scott Laing*  
Chief Timekeeper - Scott Laing

*Mark Hancock*  
Race Director - Mark Hancock







# Round 4 Maitland - NSW 6 & 7 May 2023

Supported by



## THOR

### THOR MX1 Moto 3

Date: 07/05/23  
Event: R11  
Weather: Sunny - Temp: 14.6C  
Track: Good

Started at: 15:21:01  
Laps: 25 Min + 1 Lap  
Starters: 31  
Posted at: 15:54

### PROVISIONAL SPLIT TIMES

Lap	Split 1	Split 2	Split 3	Lap Time	Lap	Split 1	Split 2	Split 3	Lap Time
13	44.792	36.534	43.103	2:04.429	3	44.343	35.023	43.182	2:02.548
14	44.082	34.928	45.110	2:04.120	4	44.828	35.254	44.039	2:04.121
<b>98 Blake WALDON (NSW) (DNF)</b>					5	44.321	34.040	43.505	2:01.866
1	32.129	40.046	1:08.575	2:20.750	6	44.812	34.396	44.013	2:03.221
2	50.938	41.434	51.797	2:24.169	7	43.645	34.146	42.928	2:00.719
3	<b>48.287</b>	<b>39.408</b>	<b>51.000</b>	<b>2:18.695</b>	8	43.205	<b>33.771</b>	43.919	2:00.895
<b>111 Dean FERRIS (QLD) (1st)</b>					9	43.435	33.906	43.436	2:00.777
1	23.436	33.519	41.845	1:38.800	10	43.448	34.010	42.685	2:00.143
2	41.696	33.261	41.962	1:56.919	11	43.143	34.804	43.261	2:01.208
3	41.614	32.272	41.581	1:55.467	12	<b>42.703</b>	34.220	42.876	1:59.799
4	40.840	32.541	41.121	1:54.502	13	43.290	34.183	43.179	2:00.652
5	41.115	32.597	41.245	1:54.957	14	42.923	34.236	42.843	2:00.002
6	41.099	31.784	41.405	1:54.288	15	42.936	34.015	<b>42.406</b>	<b>1:59.357</b>
7	40.707	32.749	41.114	1:54.570	<b>168 Zhane DUNLOP (QLD) (22th)</b>				
8	41.099	32.500	41.256	1:54.855	1	30.538	39.190	50.495	2:00.223
9	41.044	32.739	41.808	1:55.591	2	47.660	35.565	46.806	2:10.031
10	41.136	32.099	<b>40.503</b>	<b>1:53.738</b>	3	47.819	37.672	46.343	2:11.834
11	<b>40.673</b>	32.208	41.177	1:54.058	4	45.280	35.345	46.595	2:07.220
12	40.942	<b>31.362</b>	41.966	1:54.270	5	45.313	35.033	45.203	2:05.549
13	41.619	32.694	41.480	1:55.793	6	45.118	35.133	44.902	2:05.153
14	41.624	33.157	42.114	1:56.895	7	46.733	35.222	45.390	2:07.345
15	41.688	33.196	42.487	1:57.371	8	44.656	36.129	45.215	2:06.000
<b>153 Hamish HARWOOD (VIC) (7th)</b>					9	46.362	36.618	45.171	2:08.151
1	25.782	34.532	42.967	1:43.281	10	45.761	35.771	47.920	2:09.452
2	42.080	<b>32.270</b>	42.313	<b>1:56.663</b>	11	44.256	35.758	44.476	2:04.490
3	41.853	33.605	42.650	1:58.108	12	45.079	<b>34.655</b>	44.780	2:04.514
4	41.916	33.384	43.873	1:59.173	13	44.639	34.712	44.656	2:04.007
5	42.767	33.805	42.835	1:59.407	14	<b>44.005</b>	34.701	<b>44.221</b>	<b>2:02.927</b>
6	42.080	34.884	41.796	1:58.760	<b>202 Connor ROSSANDICH (NSW) (20th)</b>				
7	42.785	35.142	41.921	1:59.848	1	29.069	36.589	48.240	1:53.898
8	42.339	34.523	<b>41.350</b>	1:58.212	2	47.762	35.521	45.230	2:08.513
9	<b>41.545</b>	34.720	41.589	1:57.854	3	46.400	36.561	47.305	2:10.266
10	42.845	34.219	41.562	1:58.626	4	45.620	35.020	45.394	2:06.034
11	42.586	34.296	42.263	1:59.145	5	44.957	35.158	44.533	2:04.648
12	41.884	34.817	41.993	1:58.694	6	<b>44.432</b>	35.262	45.043	2:04.737
13	41.814	33.901	42.496	1:58.211	7	44.891	34.360	44.926	2:04.177
14	42.066	34.694	41.791	1:58.551	8	44.659	34.912	44.763	2:04.334
15	41.956	34.600	43.849	2:00.405	9	45.506	34.318	45.176	2:05.000
<b>162 Luke ZIELINSKI (QLD) (13th)</b>					10	46.145	35.111	45.049	2:06.305
1	29.237	37.282	44.647	1:51.166	11	45.906	37.250	46.335	2:09.491
2	44.675	36.084	43.120	2:03.879	12	45.148	34.394	45.940	2:05.482
					13	46.002	<b>34.207</b>	44.387	2:04.596
					14	44.632	34.311	<b>44.085</b>	<b>2:03.028</b>

Chief Timekeeper - Scott Laing

Race Director - Mark Hancock





# Round 4 Maitland - NSW 6 & 7 May 2023

Supported by



## THOR

### THOR MX1 Moto 3

Date: 07/05/23  
Event: R11  
Weather: Sunny - Temp: 14.6C  
Track: Good

Started at: 15:21:01  
Laps: 25 Min + 1 Lap  
Starters: 31  
Posted at: 15:54

### PROVISIONAL SPLIT TIMES

Lap	Split 1	Split 2	Split 3	Lap Time	Lap	Split 1	Split 2	Split 3	Lap Time
<b>237 Joshua WHITEHEAD (NSW) (24th)</b>					9	46.280	38.990	48.316	2:13.586
1	32.677	36.845	46.173	1:55.695	10	47.156	37.313	46.453	2:10.922
2	46.736	35.422	46.336	2:08.494	11	45.495	37.231	46.858	2:09.584
3	46.889	<b>34.835</b>	44.942	2:06.666	12	48.336	40.014	55.029	2:23.379
4	44.923	35.170	44.947	<b>2:05.040</b>	13	50.635	40.963	49.109	2:20.707
5	<b>44.603</b>	36.386	44.522	2:05.511	<b>440 Jai WALKER (QLD) (10th)</b>				
6	44.710	35.720	45.636	2:06.066	1	27.516	36.154	44.202	1:47.872
7	44.909	36.548	<b>44.430</b>	2:05.887	2	42.783	34.402	43.879	2:01.064
8	45.051	34.922	45.549	2:05.522	3	42.815	34.322	43.345	2:00.482
9	46.443	35.836	46.769	2:09.048	4	52.228	33.945	43.172	2:09.345
10	50.562	37.261	46.490	2:14.313	5	43.560	34.515	42.864	2:00.939
11	45.800	39.282	46.396	2:11.478	6	42.045	34.004	43.856	1:59.905
12	44.919	35.131	45.796	2:05.846	7	43.046	34.091	42.874	2:00.011
13	45.669	35.094	44.683	2:05.446	8	42.679	33.638	42.735	1:59.052
14	45.979	35.118	45.865	2:06.962	9	42.792	33.820	43.150	1:59.762
<b>331 Jackson MITCHELL (NSW) (29th)</b>					10	42.631	34.233	42.578	1:59.442
1	33.168	38.547	49.000	2:00.715	11	43.278	34.119	43.428	2:00.825
2	49.219	51.231	<b>45.632</b>	2:26.082	12	<b>41.786</b>	33.175	42.344	<b>1:57.305</b>
3	46.601	37.049	46.141	2:09.791	13	42.792	<b>33.109</b>	<b>42.288</b>	1:58.189
4	45.249	36.346	47.691	2:09.286	14	41.855	33.693	42.599	1:58.147
5	46.315	36.193	46.061	2:08.569	15	48.767	35.315	44.013	2:08.095
6	<b>45.131</b>	<b>35.879</b>	46.204	<b>2:07.214</b>					
7	48.119	40.277	48.556	2:16.952					
8	47.210	37.048	46.948	2:11.206					

The results are provisional until the end of the time limit for protests and appeals.

*Scott Laing*  
Chief Timekeeper - Scott Laing

*Mark Hancock*  
Race Director - Mark Hancock



[www.computime.com.au](http://www.computime.com.au)  
COMPUTIME RACE TIMING SYSTEMS PTY LTD





**Round 4**  
**Maitland - NSW**  
**6 & 7 May 2023**

Supported by



**THOR**

**THOR MX1**  
**Moto 3**

Date: 07/05/23  
 Event: R11  
 Weather: Sunny - Temp: 14.6C  
 Track: Good

Started at: 15:21:01  
 Laps: 25 Min + 1 Lap  
 Starters: 31  
 Posted at: 15:54

**PROVISIONAL FASTEST LAPS SEQUENCE**

Lap	Race Pos	No	Name	Machine	Fastest Lap	On Lap
2	1	4	Luke CLOUT (NSW)	Yamaha YZF 450	1:56.740	2
2	4	47	Todd WATERS (QLD)	Husqvarna FC 450	1:56.710	2
2	5	153	Hamish HARWOOD (VIC)	KTM SXF 450	1:56.663	2
3	1	111	Dean FERRIS (QLD)	Yamaha YZF 450	1:55.467	3
3	2	1	Aaron TANTI (QLD)	Yamaha YZF 450	1:55.144	3
4	1	111	Dean FERRIS (QLD)	Yamaha YZF 450	1:54.502	4
6	1	111	Dean FERRIS (QLD)	Yamaha YZF 450	1:54.288	6
10	1	111	Dean FERRIS (QLD)	Yamaha YZF 450	1:53.738	10
11	3	1	Aaron TANTI (QLD)	Yamaha YZF 450	1:53.653	11

The results are provisional until the end of the time limit for protests and appeals.

  
 Chief Timekeeper - Scott Laing

  
 Race Director - Mark Hancock



[www.computime.com.au](http://www.computime.com.au)  
**COMPUTIME RACE TIMING SYSTEMS PTY LTD**





# Round 4 Maitland - NSW 6 & 7 May 2023

Supported by



## THOR MX1 Moto 3

Date: 07/05/23  
Event: R11  
Weather: Sunny - Temp: 14.6C  
Track: Good

Started at: 15:21:01  
Laps: 25 Min + 1 Lap  
Starters: 31  
Posted at: 15:54

### PROVISIONAL LAP SHEET

No	Lap Time	Gap	No	Lap Time	Gap	No	Lap Time	Gap	No	Lap Time	Gap	No	Lap Time	Gap						
			98	2:20.750	43.006	331	2:26.082	52.313	9	2:16.496	1:01.29	9	2:11.171	1:17.96						
<b>Lap 1</b>						98	2:24.169	1:10.43	331	2:09.791	1:05.40	331	2:09.286	1:20.18						
4	1:37.744		<b>Lap 2</b>						98	2:18.695	1:32.42	33	2:16.388	1:20.72						
111	1:38.800	1.056	4	1:56.740		<b>Lap 3</b>						<b>Lap 4</b>			<b>Lap 5</b>					
1	1:39.430	1.686	111	1:56.919	1.235	111	1:55.467		111	1:54.502		111	1:54.957							
47	1:41.027	3.283	1	1:56.952	1.898	1	1:55.144	.340	1	1:54.948	.786	1	1:54.876	.705						
5	1:42.107	4.363	47	1:56.710	3.253	4	1:57.678	.976	4	1:56.669	3.143	4	1:55.036	3.222						
153	1:43.281	5.537	153	1:56.663	5.460	47	1:56.863	3.414	47	1:56.541	5.453	47	1:56.734	7.230						
14	1:44.144	6.400	5	1:58.844	6.467	153	1:58.108	6.866	14	1:55.608	10.182	14	1:54.712	9.937						
24	1:46.542	8.798	14	1:59.045	8.705	5	1:58.367	8.132	5	1:57.766	11.396	5	1:56.625	13.064						
81	1:47.236	9.492	24	1:59.894	11.952	14	1:57.073	9.076	153	1:59.173	11.537	153	1:59.407	15.987						
440	1:47.872	10.128	440	2:01.064	14.452	24	1:59.510	14.760	24	2:00.898	21.156	24	1:59.718	25.917						
23	1:49.029	11.285	23	2:01.531	16.076	440	2:00.482	18.232	23	2:00.446	19.820	23	1:58.914	24.232						
62	1:49.408	11.664	81	2:03.555	16.307	23	2:00.446	19.820	23	1:58.914	24.232	23	2:00.590	29.865						
84	1:50.380	12.636	62	2:03.938	18.862	62	2:02.517	24.677	62	2:01.576	31.751	62	2:01.821	38.615						
162	1:51.166	13.422	162	2:03.879	20.561	81	2:05.792	25.397	440	2:09.345	33.075	440	2:00.939	39.057						
38	1:51.823	14.079	84	2:05.795	21.691	162	2:02.548	26.407	81	2:04.711	35.606	81	2:01.599	42.248						
17	1:52.423	14.679	17	2:04.999	22.938	17	2:01.962	28.198	162	2:04.121	36.026	162	2:01.866	42.935						
8	1:53.403	15.659	38	2:05.924	23.263	72	2:01.967	28.837	17	2:03.303	36.999	8	2:01.055	44.255						
202	1:53.898	16.154	72	2:01.615	23.572	84	2:04.625	29.614	8	2:02.638	38.157	17	2:03.186	45.228						
56	1:54.513	16.769	8	2:05.991	24.910	8	2:01.813	30.021	72	2:04.122	38.457	72	2:02.925	46.425						
237	1:55.695	17.951	202	2:08.513	27.927	38	2:03.897	30.458	38	2:04.372	40.328	38	2:02.472	47.843						
49	1:56.158	18.414	56	2:08.530	28.559	29	2:02.894	36.057	84	2:06.012	41.124	84	2:03.217	49.384						
72	1:56.441	18.697	237	2:08.494	29.705	237	2:06.666	39.669	29	2:01.558	43.113	29	2:01.850	50.006						
33	1:58.364	20.620	29	2:02.974	29.865	56	2:08.831	40.688	237	2:05.040	50.207	237	2:05.511	1:00.76						
32	1:59.575	21.831	49	2:10.868	32.542	202	2:10.266	41.491	202	2:06.034	53.023	202	2:04.648	1:02.71						
9	2:00.023	22.279	168	2:10.031	35.770	49	2:08.115	43.955	56	2:08.480	54.666	49	2:04.679	1:05.66						
168	2:00.223	22.479	32	2:10.823	35.914	32	2:09.848	49.060	49	2:06.490	55.943	56	2:09.855	1:09.56						
331	2:00.715	22.971	33	2:16.737	40.617	168	2:11.834	50.902	32	2:08.320	1:02.87	168	2:05.549	1:14.21						
59	2:00.849	23.105	40	2:12.631	41.205	40	2:08.732	53.235	168	2:07.220	1:03.62	40	2:06.443	1:16.64						
29	2:01.375	23.631	9	2:15.962	41.501	59	2:10.419	56.865	40	2:06.427	1:05.16	32	2:09.995	1:17.91						
40	2:03.058	25.314	59	2:16.783	43.148	33	2:14.924	58.839	59	2:11.092	1:13.45	59	2:11.141	1:29.63						

*Scott Laing*  
Chief Timekeeper - Scott Laing

*Mark Hancock*  
Race Director - Mark Hancock



[www.computime.com.au](http://www.computime.com.au)  
COMPUTIME RACE TIMING SYSTEMS PTY LTD





# Round 4 Maitland - NSW 6 & 7 May 2023

Supported by



## THOR MX1 Moto 3

Date: 07/05/23  
Event: R11  
Weather: Sunny - Temp: 14.6C  
Track: Good

Started at: 15:21:01  
Laps: 25 Min + 1 Lap  
Starters: 31  
Posted at: 15:54

### PROVISIONAL LAP SHEET

No	Lap Time	Gap	No	Lap Time	Gap	No	Lap Time	Gap	No	Lap Time	Gap	No	Lap Time	Gap
9	2:09.903	1:32.91	331	2:07.214	1:46.72	<b>Lap 8</b>			1	1:55.114	1.227	4	1:56.413	9.423
331	2:08.569	1:33.79	9	2:11.790	1:50.41	111	1:54.855		56	2:12.066	1 lap	40	2:09.785	1 lap
33	2:20.541	1:46.30	<b>Lap 7</b>			1	1:54.632	1.704	4	1:56.058	6.748	14	1:56.697	18.683
<b>Lap 6</b>			111	1:54.570		4	1:55.306	6.281	32	2:11.824	1 lap	5	1:55.868	18.996
111	1:54.288		1	1:55.234	1.927	59	2:12.913	1 lap	14	1:57.233	15.724	47	1:57.900	20.673
1	1:54.846	1.263	4	1:55.263	5.830	47	1:57.186	13.798	47	1:58.304	16.511	56	2:13.256	1 lap
4	1:56.203	5.137	47	1:57.027	11.467	14	1:56.505	14.082	5	1:55.798	16.866	32	2:10.841	1 lap
47	1:56.068	9.010	14	1:56.167	12.432	331	2:16.952	1 lap	59	2:10.379	1 lap	153	1:58.626	36.245
14	1:55.186	10.835	5	1:55.805	15.976	9	2:14.833	1 lap	9	2:09.150	1 lap	59	2:08.663	1 lap
5	1:55.965	14.741	33	2:22.981	1 lap	5	1:55.538	16.659	331	2:11.206	1 lap	24	1:59.908	43.980
153	1:58.760	20.459	153	1:59.848	25.737	153	1:58.212	29.094	153	1:57.854	31.357	9	2:09.755	1 lap
24	1:57.792	29.421	24	1:58.198	33.049	24	1:57.107	35.301	24	1:58.100	37.810	331	2:13.586	1 lap
23	1:58.449	34.026	23	1:59.783	39.239	23	1:58.947	43.331	23	1:59.354	47.094	23	1:58.723	52.079
440	1:59.905	44.674	440	2:00.011	50.115	33	2:22.108	1 lap	440	1:59.762	58.483	440	1:59.442	1:04.18
62	2:01.818	46.145	62	2:01.362	52.937	440	1:59.052	54.312	62	2:00.325	1:04.16	62	2:00.717	1:11.14
8	2:00.703	50.670	8	2:00.944	57.044	62	2:01.348	59.430	8	2:00.212	1:06.87	8	1:59.849	1:12.98
81	2:02.950	50.910	8	2:00.944	57.044	8	2:00.062	1:02.25	162	2:00.777	1:09.24	162	2:00.143	1:15.64
162	2:03.221	51.868	162	2:00.719	58.017	162	2:00.895	1:04.05	33	2:19.180	1 lap	81	2:01.731	1:20.88
17	2:03.192	54.132	81	2:02.860	59.200	81	2:01.404	1:05.74	81	2:02.735	1:12.89	72	2:00.198	1:25.07
38	2:02.327	55.882	17	2:03.305	1:02.86	38	2:01.397	1:09.76	38	2:01.927	1:16.10	29	2:01.785	1:26.06
72	2:04.266	56.403	38	2:01.912	1:03.22	17	2:04.125	1:12.13	29	2:01.302	1:18.01	38	2:03.822	1:26.18
84	2:02.281	57.377	72	2:02.748	1:04.58	29	2:00.742	1:12.30	72	2:00.782	1:18.61	17	2:03.191	1:31.23
29	2:01.698	57.416	29	2:03.575	1:06.42	72	2:03.702	1:13.42	17	2:05.240	1:21.78	84	2:02.681	1:32.41
237	2:06.066	1:12.53	84	2:04.881	1:07.68	84	2:02.411	1:15.24	84	2:03.820	1:23.47	33	2:20.858	1 lap
202	2:04.737	1:13.16	202	2:04.177	1:22.77	202	2:04.334	1:32.24	202	2:05.000	1:41.65	<b>Lap 11</b>		
49	2:04.217	1:15.59	237	2:05.887	1:23.85	237	2:05.522	1:34.52	49	2:05.250	1:46.34	111	1:54.058	
56	2:09.116	1:24.39	49	2:05.269	1:26.29	49	2:05.250	1:36.68	237	2:09.048	1:47.98	202	2:06.305	1 lap
168	2:05.153	1:25.07	168	2:07.345	1:37.85	168	2:06.000	1:48.99	<b>Lap 10</b>			1	1:53.653	1.127
40	2:05.431	1:27.78	56	2:11.358	1:41.18	40	2:06.874	1:53.66	111	1:53.738		49	2:06.243	1 lap
32	2:08.636	1:32.26	40	2:08.424	1:41.64	<b>Lap 9</b>			1	1:54.043	1.532	4	1:55.945	11.310
59	2:11.148	1:46.49	32	2:11.364	1:49.05	111	1:55.591		168	2:08.151	1 lap	237	2:14.313	1 lap

*Scott Laing*  
Chief Timekeeper - Scott Laing

*Mark Hancock*  
Race Director - Mark Hancock





**Round 4  
Maitland - NSW  
6 & 7 May 2023**

Supported by



**THOR MX1  
Moto 3**

Date: 07/05/23  
Event: R11  
Weather: Sunny - Temp: 14.6C  
Track: Good

Started at: 15:21:01  
Laps: 25 Min + 1 Lap  
Starters: 31  
Posted at: 15:54


**PROVISIONAL LAP SHEET**

No	Lap Time	Gap	No	Lap Time	Gap	No	Lap Time	Gap	No	Lap Time	Gap	No	Lap Time	Gap
14	1:55.901	20.526	33	2:38.433	2 laps	237	2:05.846	1 lap	5	1:59.818	46.590	5	1:57.202	46.421
5	1:56.054	20.992	237	2:11.478	1 lap	168	2:04.514	1 lap	168	2:04.007	1 lap	153	2:00.405	52.864
47	1:55.054	21.669	168	2:04.490	1 lap	40	2:03.243	1 lap	153	1:58.551	49.830	168	2:02.927	1 lap
168	2:09.452	1 lap	40	2:03.143	1 lap	5	1:59.175	43.667	237	2:05.446	1 lap	40	2:02.006	1 lap
40	2:06.391	1 lap	5	2:13.563	40.285	153	1:58.211	48.174	40	2:05.538	1 lap	237	2:06.962	1 lap
56	2:08.720	1 lap	153	1:58.694	45.756	33	2:19.136	2 laps	24	1:59.354	1:00.73	24	1:58.819	1:02.18
32	2:06.622	1 lap	56	2:09.523	1 lap	24	2:00.644	58.279	23	1:59.735	1:11.15	23	2:03.530	1:17.31
153	1:59.145	41.332	32	2:07.144	1 lap	32	2:07.241	1 lap	33	2:17.872	2 laps	32	2:07.547	1 lap
24	1:59.600	49.522	24	1:58.176	53.428	56	2:09.390	1 lap	32	2:09.384	1 lap	440	2:08.095	1:28.36
59	2:08.883	1 lap	23	2:00.175	1:05.03	23	1:59.076	1:08.31	440	1:58.147	1:17.63	56	2:08.548	1 lap
9	2:06.321	1 lap	9	2:07.955	1 lap	440	1:58.189	1:16.38	56	2:09.337	1 lap	33	2:15.501	2 laps
23	2:01.107	59.128	440	1:57.305	1:13.98	9	2:08.411	1 lap	8	2:00.040	1:32.20	8	2:01.252	1:36.08
331	2:10.922	1 lap	331	2:09.584	1 lap	8	2:00.463	1:29.06	9	2:07.034	1 lap	62	1:59.188	1:36.68
440	2:00.825	1:10.95	8	1:59.935	1:24.39	62	2:01.033	1:31.24	62	2:00.512	1:34.86	162	1:59.357	1:38.27
8	1:59.803	1:18.72	62	2:01.229	1:26.00	162	2:00.652	1:33.18	162	2:00.002	1:36.29	9	2:08.382	1 lap
62	2:01.965	1:19.05	59	2:26.472	1 lap	81	2:00.788	1:40.92	72	1:59.268	1:43.63	72	2:03.101	1:49.36
162	2:01.208	1:22.79	162	1:59.799	1:28.32	59	2:10.140	1 lap	81	2:02.798	1:46.82	81	2:01.984	1:51.43
81	1:59.953	1:26.78	81	2:03.416	1:35.92	72	2:00.607	1:41.26	29	2:01.031	1:49.18	29	2:03.007	1:54.81
72	1:59.853	1:30.87	72	1:59.843	1:36.44	29	2:00.739	1:45.04	38	2:02.188	1:52.91	38	2:01.646	1:57.18
29	2:01.274	1:33.28	29	2:01.087	1:40.09	38	2:00.569	1:47.61	<b>Lap 15</b>					
38	2:03.106	1:35.23	38	2:01.879	1:42.84	331	2:23.379	1 lap	111	1:57.371		59	2:14.452	2 laps
17	2:04.344	1:41.52	17	2:03.869	1:51.12	<b>Lap 14</b>						17	2:02.833	1 lap
84	2:04.124	1:42.48	84	2:03.343	1:51.55	111	1:56.895		84	2:04.120	1 lap	4	1:57.375	12.508
<b>Lap 12</b>			<b>Lap 13</b>			17	2:02.886	1 lap	4	1:55.612	12.504	331	2:20.707	2 laps
111	1:54.270		111	1:55.793		84	2:04.429	1 lap	1	1:57.157	15.548	1	1:59.309	17.486
1	2:07.058	13.915	4	1:54.989	13.787	4	1:55.612	12.504	14	1:56.537	24.176	14	1:58.266	25.071
4	1:57.551	14.591	1	1:57.164	15.286	1	1:57.157	15.548	47	1:57.271	27.804	47	2:00.677	31.110
202	2:09.491	1 lap	14	1:58.094	24.534	14	1:56.537	24.176	202	2:04.596	1 lap	202	2:03.028	1 lap
49	2:06.903	1 lap	202	2:05.482	1 lap	47	1:57.271	27.804	49	2:05.167	1 lap	49	2:03.122	1 lap
14	1:55.977	22.233	49	2:05.594	1 lap	202	2:04.596	1 lap						
47	1:58.398	25.797	47	1:57.424	27.428	49	2:05.167	1 lap						

The results are provisional until the end of the time limit for protests and appeals.

Chief Timekeeper - Scott Laing

Race Director - Mark Hancock





# Round 4 Maitland - NSW 6 & 7 May 2023

Supported by



# THOR

## THOR MX1 Moto 3

Date: 07/05/23  
Event: R11  
Weather: Sunny - Temp: 14.6C  
Track: Good

Started at: 15:21:01  
Laps: 25 Min + 1 Lap  
Starters: 31  
Posted at: 15:54

### PROVISIONAL LAP CHART

Name	Grid	1	2	3	4	5	6	7	8	9	10	11	12	13	14	15	Name
K. WEBSTER	96																D. FERRIS
J. BEATON	14	111	111	1	1	1	1	1	1	1	1	1	1	4	4	4	L. CLOUT
A. TANTI	4	1	1	4	4	4	4	4	4	4	4	4	4	1	1	1	A. TANTI
L. CLOUT	4	47	47	47	47	47	47	47	47	14	14	14	14	14	14	14	J. BEATON
K. GIBBS	5	5	153	153	14	14	14	14	14	47	5	5	47	47	47	47	T. WATERS
D. FERRIS	141	153	5	5	5	5	5	5	5	5	47	47	5	5	5	5	K. GIBBS
H. HARWOOD	163	14	14	14	153	153	153	153	153	153	153	153	153	153	153	153	H. HARWOOD
T. WATERS	47	24	24	24	24	24	24	24	24	24	24	24	24	24	24	24	B. METCALFE
J. WALKER	440	81	440	440	23	23	23	23	23	23	23	23	23	23	23	23	L. ROGERS
M. PURVIS	145	440	23	23	62	62	440	440	440	440	440	440	440	440	440	440	J. WALKER
B. METCALFE	24	23	81	62	440	440	62	62	62	62	62	8	8	8	8	8	Z. WATSON
Z. WATSON	8	62	62	81	81	81	8	8	8	8	8	62	62	62	62	62	D. WOOD
D. WOOD	62	84	162	162	162	162	81	162	162	162	162	162	162	162	162	162	L. ZIELINSKI
B. OGNENIS	38	162	84	17	17	8	162	81	81	81	81	81	81	81	72	72	R. DUFFY
J. EVANS	81	38	17	72	8	17	17	17	38	38	72	72	72	72	81	81	J. EVANS
R. DUFFY	72	17	38	84	72	72	38	38	17	29	29	29	29	29	29	29	J. DICKSON
J. WHITEHEAD	237	8	72	8	38	38	72	72	29	72	38	38	38	38	38	38	B. OGNENIS
J. DICKSON	29	202	8	38	84	84	84	29	72	17	17	17	17	17	17	17	C. WATTS
L. ZIELINSKI	162	56	202	29	29	29	29	84	84	84	84	84	84	84	84	84	S. WARD
C. WATTS	17	237	56	237	237	237	237	202	202	202	202	202	202	202	202	202	C. ROSSANDICH
L. ROGERS	23	49	237	56	202	202	202	237	237	49	49	49	49	49	49	49	C. O'LOAN
S. WARD	84	72	29	202	56	49	49	49	49	237	237	237	237	168	168	168	Z. DUNLOP
C. ROSSANDICH	202	33	49	49	49	56	56	168	168	168	168	168	168	237	40	40	K. ORCHARD
C. HOLROYD	28	32	168	32	32	168	168	56	40	40	40	40	40	40	40	237	J. WHITEHEAD
C. O'LOAN	49	9	32	168	168	40	40	40	56	56	56	56	56	32	32	32	J. CIGLIANO
L. JACKSON	215	168	33	40	40	32	32	32	32	32	32	32	32	56	56	56	R. STEPHENS
K. ORCHARD	40	331	40	59	59	59	59	59	59	59	59	9	9	9	9	9	N. BROCHTRUP
Z. DUNLOP	168	59	9	33	9	9	331	331	9	9	9	331	59	59	59	59	A. PARKER
J. CIGLIANO	32	29	59	9	331	331	9	9	331	331	331	59	331	331	331	331	J. MITCHELL
J. DARROCH	12	40	331	331	33	33	33	33	33	33	33	33	33	33	33	33	B. CHERRETT
B. NINNESS	42	98	98	98													B. WALDON
C. SCHAT	44																C. SCHAT
R. STEPHENS	56																
C. NICHOLSON	82																C. NICHOLSON
J. MITCHELL	331																
N. BROCHTRUP	9																
A. PARKER	59																
B. WALDON	98																
B. CHERRETT	33																

The results are provisional until the end of the time limit for protests and appeals.

*Scott Laing*  
Chief Timekeeper - Scott Laing

*Mark Hancock*  
Race Director - Mark Hancock



[www.computime.com.au](http://www.computime.com.au)  
COMPUTIME RACE TIMING SYSTEMS PTY LTD





# Round 4 Maitland - NSW 6 & 7 May 2023

Supported by



## THOR

### THOR MX1 Moto 3

Date: 07/05/23  
Event: R11  
Weather: Sunny - Temp: 14.6C  
Track: Good

Started at: 15:21:01  
Laps: 25 Min + 1 Lap  
Starters: 31  
Posted at: 15:54

### PROVISIONAL BEST PARTIAL TIMES

Pos	Split 1		Split 2		Split 3		LAP		Ideal	Fastest
	Name	Time	Name	Time	Name	Time	Name			
1	T. WATERS	40.258	D. FERRIS	31.362	A. TANTI	40.071	D. FERRIS	1:52.538	1:53.738	
2	D. FERRIS	40.673	K. GIBBS	32.088	D. FERRIS	40.503	A. TANTI	1:53.368	1:53.653	
3	L. CLOUT	40.703	J. BEATON	32.233	L. CLOUT	40.569	J. BEATON	1:53.739	1:54.712	
4	J. BEATON	40.744	H. HARWOOD	32.270	J. BEATON	40.762	L. CLOUT	1:53.797	1:54.989	
5	A. TANTI	40.851	A. TANTI	32.446	K. GIBBS	40.894	K. GIBBS	1:54.514	1:55.538	
6	B. METCALFE	41.438	L. CLOUT	32.525	L. ROGERS	41.073	T. WATERS	1:54.737	1:55.054	
7	K. GIBBS	41.532	T. WATERS	32.728	H. HARWOOD	41.350	H. HARWOOD	1:55.165	1:56.663	
8	H. HARWOOD	41.545	B. METCALFE	33.094	T. WATERS	41.751	B. METCALFE	1:56.537	1:57.107	
9	J. WALKER	41.786	J. WALKER	33.109	B. METCALFE	42.005	J. WALKER	1:57.183	1:57.305	
10	Z. WATSON	41.840	R. DUFFY	33.366	J. DICKSON	42.257	L. ROGERS	1:57.465	1:58.449	
11	L. ROGERS	42.030	Z. WATSON	33.715	D. WOOD	42.288	Z. WATSON	1:58.260	1:59.803	
12	C. WATTS	42.276	L. ZIELINSKI	33.771	J. WALKER	42.288	D. WOOD	1:58.763	1:59.188	
13	J. EVANS	42.285	J. DICKSON	33.792	L. ZIELINSKI	42.406	R. DUFFY	1:58.819	1:59.268	
14	D. WOOD	42.544	D. WOOD	33.931	C. WATTS	42.572	L. ZIELINSKI	1:58.880	1:59.357	
15	L. ZIELINSKI	42.703	J. EVANS	34.048	R. DUFFY	42.621	J. DICKSON	1:58.976	2:00.739	
16	R. DUFFY	42.832	C. ROSSANDICH	34.207	S. WARD	42.666	J. EVANS	1:59.291	1:59.953	
17	J. DICKSON	42.927	B. OGNENIS	34.250	Z. WATSON	42.705	B. OGNENIS	2:00.466	2:00.569	
18	C. O'LOAN	42.942	L. ROGERS	34.362	K. ORCHARD	42.805	C. WATTS	2:00.556	2:01.962	
19	B. OGNENIS	43.011	Z. DUNLOP	34.655	J. EVANS	42.958	S. WARD	2:01.043	2:02.281	
20	K. ORCHARD	43.572	S. WARD	34.738	B. OGNENIS	43.205	K. ORCHARD	2:01.782	2:02.006	
21	S. WARD	43.639	J. WHITEHEAD	34.835	C. ROSSANDICH	44.085	C. O'LOAN	2:02.014	2:03.122	
22	Z. DUNLOP	44.005	C. O'LOAN	34.875	C. O'LOAN	44.197	C. ROSSANDI	2:02.724	2:03.028	
23	C. ROSSANDICH	44.432	J. CIGLIANO	35.049	R. STEPHENS	44.205	Z. DUNLOP	2:02.881	2:02.927	
24	N. BROCHTRUP	44.543	K. ORCHARD	35.405	Z. DUNLOP	44.221	J. WHITEHEA	2:03.868	2:05.040	
25	J. WHITEHEAD	44.603	N. BROCHTRUP	35.667	J. WHITEHEAD	44.430	J. CIGLIANO	2:04.424	2:06.622	
26	J. CIGLIANO	44.696	C. WATTS	35.708	J. CIGLIANO	44.679	N. BROCHTR	2:05.200	2:06.321	
27	J. MITCHELL	45.131	J. MITCHELL	35.879	N. BROCHTRUP	44.990	R. STEPHENS	2:06.309	2:08.480	
28	A. PARKER	45.596	A. PARKER	35.891	J. MITCHELL	45.632	J. MITCHELL	2:06.642	2:07.214	
29	R. STEPHENS	45.904	R. STEPHENS	36.200	A. PARKER	45.661	A. PARKER	2:07.148	2:08.663	
30	B. CHERRETT	46.873	B. CHERRETT	39.010	B. CHERRETT	46.679	B. CHERRETT	2:12.562	2:14.924	
31	B. WALDON	48.287	B. WALDON	39.408	B. WALDON	51.000	B. WALDON	2:18.695	2:18.695	

The results are provisional until the end of the time limit for protests and appeals.

  
Chief Timekeeper - Scott Laing

  
Race Director - Mark Hancock



[www.computime.com.au](http://www.computime.com.au)  
COMPUTIME RACE TIMING SYSTEMS PTY LTD







**Round 4**  
**Maitland - NSW**  
**6 & 7 May 2023**

Supported by



**THOR**

THOR MX1

**PROVISIONAL ROUND POINTS**

**THOR MX1**

Pos	No	Name	Machine	Rnd 4 Moto 1	Rnd 4 Moto 2	Rnd 4 Moto 3	Total
1	111	Dean FERRIS	Yamaha	25	25	25	75
2	4	Luke CLOUT	Yamaha	22	22	22	66
3	1	Aaron TANTI	Yamaha	20	20	20	60
4	14	Jed BEATON	Honda	13	18	18	49
5	5	Kirk GIBBS	KTM	18	13	15	46
6	153	Hamish HARWOOD	KTM	15	14	14	43
7	24	Brett METCALFE	KTM	14	12	13	39
8	440	Jai WALKER	KTM	12	11	11	34
9	96	Kyle WEBSTER	Honda	16	16		32
10	47	Todd WATERS	Husqvarna		15	16	31
11	8	Zachary WATSON	Honda	10	9	10	29
12	23	Levi ROGERS	Yamaha	6	10	12	28
13	62	Dylan WOOD	Honda	9	7	9	25
14	81	Joel EVANS	Honda	11	5	6	22
15	162	Luke ZIELINSKI	Yamaha	4	8	8	20
16	72	Regan DUFFY	GasGas	7	6	7	20
17	29	Jye DICKSON	GasGas	8	2	5	15
18	38	Bryce OGNENIS	KTM	2	3	4	9
19	84	Siegah WARD	Honda	5		2	7
20	237	Joshua WHITEHEAD	KTM	3	4		7
21	17	Cory WATTS	Honda			3	3
22	202	Connor ROSSANDICH	KTM			1	1
23	49	Cody O'LOAN	KTM		1		1
24	28	Cooper HOLROYD	Yamaha	1			1

*Scott Laing*  
 Chief Timekeeper - Scott Laing

*Mark Hancock*  
 Race Director - Mark Hancock



[www.computime.com.au](http://www.computime.com.au)  
**COMPUTIME RACE TIMING SYSTEMS PTY LTD**





**Round 4**  
**Maitland - NSW**  
**6 & 7 May 2023**

Supported by



**THOR**

THOR MX1


**PROVISIONAL PROGRESSIVE CHAMPIONSHIP POINTS**

**THOR MX1**

Pos	No	Name	Machine	Rnd 2 Appin	Rnd 3 Wodng	Rnd 4 Moto 1	Rnd 4 Moto 2	Rnd 4 Moto 3	Total
1	111	Dean FERRIS	Yamaha	45	25	25	25	25	145
2	14	Jed BEATON	Honda	40	47	13	18	18	136
3	1	Aaron TANTI	Yamaha	45	14	20	20	20	119
4	5	Kirk GIBBS	KTM	37	36	18	13	15	119
5	4	Luke CLOUT	Yamaha	30	18	22	22	22	114
6	153	Hamish HARWOOD	KTM	27	35	15	14	14	105
7	47	Todd WATERS	Husqvarna	29	40		15	16	100
8	24	Brett METCALFE	KTM	27	25	14	12	13	91
9	96	Kyle WEBSTER	Honda	27	16	16	16		75
10	440	Jai WALKER	KTM	17	18	12	11	11	69
11	8	Zachary WATSON	Honda	15	19	10	9	10	63
12	81	Joel EVANS	Honda	20	12	11	5	6	54
13	62	Dylan WOOD	Honda	4	20	9	7	9	49
14	72	Regan DUFFY	GasGas	3	21	7	6	7	44
15	23	Levi ROGERS	Yamaha	8	3	6	10	12	39
16	162	Luke ZIELINSKI	Yamaha	16		4	8	8	36
17	145	Maximus PURVIS	Yamaha		28				28
18	215	Liam JACKSON	GasGas	3	20				23
19	38	Bryce OGNENIS	KTM	10	1	2	3	4	20
20	102	Matt MOSS	Yamaha	15					15
21	28	Cooper HOLROYD	Yamaha	14		1			15
22	29	Jye DICKSON	GasGas			8	2	5	15
23	32	Joel CIGLIANO	Kawasaki		12				12
24	237	Joshua WHITEHEAD	KTM	5		3	4		12
25	12	John DARROCH	Yamaha	1	9				10
26	17	Cory WATTS	Honda		6			3	9
27	49	Cody O'LOAN	KTM	2	5		1		8
28	84	Siegah WARD	Honda			5		2	7
29	31	Joel PHILLIPS	Husqvarna		7				7
30	40	Kye ORCHARD	Kawasaki		4				4
31	29a	Navrin GROTHUES	Yamaha	2					2
32	202	Connor ROSSANDICH	KTM					1	1
33	56	Riley STEPHENS	Honda		1				1

*Scott Laing*  
 Chief Timekeeper - Scott Laing

*Mark Hancock*  
 Race Director - Mark Hancock





# Round 4 Maitland - NSW 6 & 7 May 2023

Supported by



# THOR

## THOR MX1 Moto 3

Date: 07/05/23  
Event: R11  
Weather: Sunny - Temp: 14.6C  
Track: Good

Started at: 15:21:01  
Laps: 25 Min + 1 Lap  
Starters: 31  
Posted at: 15:54

### PROVISIONAL RACE INFORMATION

Time	Description
15:15:58	SIGHTING LAP STARTED
15:21:01	Event Start
15:21:27	Rider 4 (Luke CLOUT) HOLE SHOT
15:30:15	RIDER 98 (BLAKE WALDON) RETIRED
15:49:33	Chequered Flag
15:51:39	Event Finish

The results are provisional until the end of the time limit for protests and appeals.

  
Chief Timekeeper - Scott Laing

  
Race Director - Mark Hancock



[www.computime.com.au](http://www.computime.com.au)  
COMPUTIME RACE TIMING SYSTEMS PTY LTD

